



**PRIME
ALUMINIUM
COMPOSITE DOORS**

CONTENTS

4	Whitmore
5	Elmhurst
6	Highbury
7	Middleton 2
8	Middleton 4
9	Winslow 1
10	Winslow 3
11	Buxton
12	Grafton
13	Aston
14	Walcot
15	Harlington
16	Axwell
17	Hatton
18	Brampton
19	Cornwall
20	Richmond
21	Somerset
22	Mowbray
23	Abercorn
24	Fife
25	Clifton
26	Montrose
27	Sussex
28	York
29	Rutland
29	Sutherland
30	Kent
31	Hamilton
32	Westminster
33	Wellington
34	Bedford
35	Solid Designs
36	Composite Door Styles
37	Complimentary Frames
38	Hardware
40	Frames, Thresholds & More
41	Backing Glass & Door
42	Colours Locking & Security
43	Composition of a Comp Door



A Timeless Classic

It's the most popular door style in the UK for a reason - because it works with just about every house type.

20 Decorative Glass Options



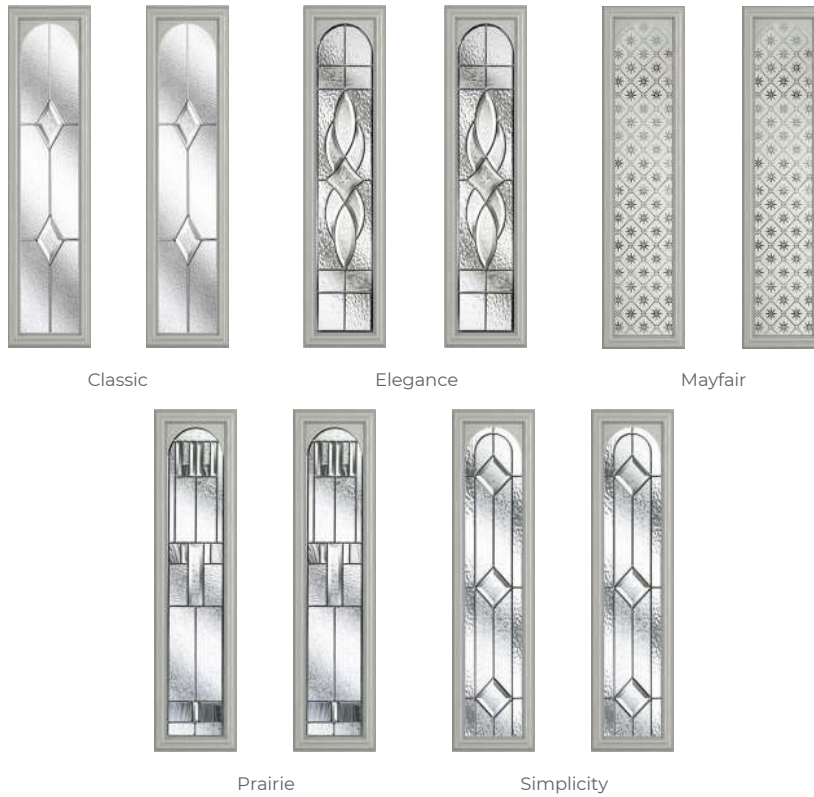
Whitmore Glazed
Colour - Black
Glass - Mayfair



An Elegant Twist

5 Decorative Glass Options

Similar to the Whitmore but with an elegant twist, the Elmhurst offers a softer look with curved arch glazing.



Elmhurst
Colour - Agate Grey
Glass - Prairie


Traditional Edge

The Highbury is a truly traditional design with an edge, incorporating clean, crisp glazing angles for a classic style.



Highbury
Colour - Blue
Glass - Classic

3 Decorative Glass Options



Classic


Mayfair

Zinc Star

Majestic Masterpiece

The Middleton door complements authentic Edwardian and Georgian architecture with the option to include glazing in the top panels.

10 Decorative Glass Options



Middleton 2
Colour - Chartwell Green
Glass - Greenwich

Classical Elegance

7 Decorative Glass Options

Following in the Middleton theme, this door gives the option of letting in more light with the inclusion of 4 glazing panels.



Middleton
Colour - Black
Glass - Dorchester



Classic

Dorchester

Mayfair

Reflections

Simplicity

Victorian Border

Zinc Star

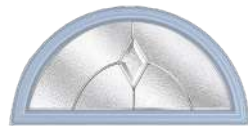
Classically Curved

12 Decorative Glass Options

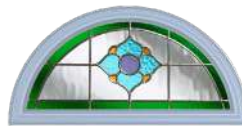
The Winslow features an eye-catching half-moon panel that can either be solid or glazed for the desired effect.



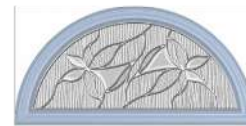
Abstract



Classic



Dorchester



Impressions



Mayfair



Murano



Numbers
additional designs available



Prairie



Reflections



Sunburst



Victorian
Border



Zinc Star



Winslow
Colour - Duck Egg Blue
Glass - Numbers

Shapely Designs

8 Decorative Glass Options

Bring in more light by adding additional glazing panels to your door. Choose from eight striking designs.



Winslow 3
Colour - Blue
Glass - Victorian Border



Classic



Mayfair



Murano



Numbers



Prairie



Reflections



Victorian
Border



Zinc Star

Creative Versatility

The Buxton's versatile design means the overall appearance can be totally transformed with whichever glazing you choose.

11 Decorative Glass Options



Abstract




Beaumont




Blinds In Glass



Diamond
Cut



Elegance



Horizon



Linear



Modena



Numbers
additional designs available



Prairie



Reflections



Simplicity



Buxton
Colour - Red
Glass - Diamond Cut

Artistically Arched

Enhance the curve of this glazed panel with your choice of eight compelling glazing options.

8 Decorative Glass Options



Grafton
Colour - French Grey
Glass - Zinc Star



Classic



Diamond
Cut



Elegance



Numbers
additional designs available




Prairie



Reflections



Simplicity



Zinc Star

Stylishly Sleek

10 Decorative Glass Options

This confident and simple door makes a stylish addition to any home. Available solid or glazed with eleven glass options, the Aston is a door you can count on.



Beaumont Greenwich Horizon Kensington Linear Matrix Mayfair Reflections Simplicity Victorian Border



Aston
Colour - Anthracite Grey
Glass - Kensington

Beautifully Bright

9 Decorative Glass Options

The Walcot door offers a large and bright glazing panel, similar to the Hatton but giving space to include accessories such as a letterbox.



Walcot
Colour - Green
Glass - Simplicity



Aurora Beaumont Horizon Linear New Orleans



Prairie Reflections Richmond Simplicity

Stately Styling

10 Decorative Glass Options

With its glazing aperture set high above long elegant solid panel detailing, the Harlington adds an aspect of grandeur to your home.



Caledonian
Rose



Crystal
Flowers



Dorchester



Esprit



Mayfair



Montana



Murano



New Orleans



Numbers
additional designs available



Victorian
Border



Harlington
Colour - Black
Glass - Caledonian Rose


Strikingly Bold

The strikingly square glass of the Axwell makes a bold statement for your home.


8 Decorative Glass Options




Axwell
Colour - Blue
Glass - Oak Park



Art Deco



Dorchester



Edwardian



Kensington



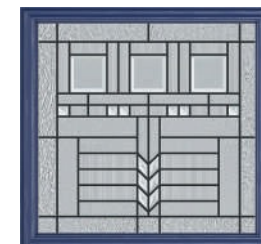
Mayfair



New Orleans



Numbers
additional designs available



Oak Park

Let In The Light

3 Decorative Glass Options

Perfect for dark or smaller hallways, the Hatton offers maximum opportunity to let in the light with its full panel glazing.



Bexley



Camden



Vale



Hatton
Colour - Agate Grey
Glass - Vale

This door is available with or without grooves

Cottage Character

6 Decorative Glass Options

The classic cottage style of the Brampton door is available in a traditional solid option as the Norfolk door or add square glazing to achieve the visual effect you desire.



Brampton
Colour - Anthracite Grey
Glass - Aurora



Aurora



Bullseye



Greenwich



Kensington




Masterline



Sticks

This door is available with or without grooves



Nautical Appeal

6 Decorative Glass Options

A quirky take on the cottage style of door, the diamond shaped glazing of the Cornwall creates a nautical look and can be personalised with one of six tasteful glass designs.



Bullseye



Dorchester



Greenwich



Kensington



New Orleans



Simplicity



Cornwall
Colour - Duck Egg Blue
Glass - Bullseye

This door is available with or without grooves

Modern Twist

6 Decorative Glass Options

The Richmond design can be complemented with our stainless-steel bar handle for a truly contemporary look.



Richmond
Colour - Chartwell Green
Glass - New Orleans



Bullseye



Dorchester



Greenwich



Kensington




New Orleans



Simplicity

This door is available with or without grooves



West Country Charm

The rectangular glazing is the perfect companion to the sleek linear grooves of the Somerset door.

8 Decorative Glass Options



Aurora



Classic



Greenwich



Kensington



Mayfair



Reflections



Simplicity



Zinc Star



Somerset
Colour - French Grey
Glass - Aurora

This door is available with or without grooves

Freedom of Choice

20 Decorative Glass Options


The design of the Mowbray offers an extended and versatile selection of glazing styles, giving you more freedom of choice to design your perfect door.



Mowbray
Colour - French Grey
Glass - Diamond Cut



This door is available with or without grooves



Contemporary Look

12 Decorative Glass Options

This highly-desirable contemporary door style works well with either our standard range of handles or upgrade to our range of stainless-steel bar handles.




Aurora Beaumont Greenwich Horizon Kensington Linear Matrix Mayfair Murano Reflections Simplicity Victorian Border



Abercorn
Colour - Anthracite Grey
Glass - Matrix

This door is available with or without grooves





Fife
Colour - Red
Glass - Kensington


Homely Feel

8 Decorative Glass Options


Our Fife door style sits comfortably in either a classic or contemporary setting. Use one of our eight glazing options to make the right statement about your home.



Art Deco



Dorchester



Edwardian



Kensington



Mayfair



New Orleans




Numbers
additional designs available



Oak Park

This door is available with or without grooves



A Fitting Design

This highly-desirable contemporary door style works well with either the standard or traditional range of handles.

12 Decorative Glass Options



Abstract



Beaumont



Blinds In Glass



Diamond Cut



Elegance



Horizon




Linear



Modena



Numbers
additional designs available



Prairie



Reflections



Simplicity



Clifton
Colour - French Grey
Glass - Elegance

This door is available with or without grooves

Designer Flair

5 Decorative Glass Options

With its leading-edge design, our Montrose door uses glazing to bring a touch of sophistication to your home.



Montrose
Colour - Anthracite Grey
Glass - Sticks



Aurora



Bullseye



Greenwich




Kensington



Sticks

This door is available with or without grooves



Completely Desirable

The head-turning visual impact of the Sussex leaves an impression that is built to last.

6 Decorative Glass Options



Aurora



Bullseye



Greenwich



Masterline



Kensington



Sticks



Sussex
Colour - Agate Grey
Glass - Aurora

This door is available with or without grooves




York
Colour - Black
Glass - Kensington

Strength in Style

Our York door pairs perfectly with classic or modern door furniture, such as traditional or bar handles.

4 Decorative Glass Options



Aurora Greenwich Kensington Masterline

This door is available with or without grooves

Full Length Glamour

It doesn't get any more contemporary than the modern design of our Rutland door taking advantage of full-length glazing.

10 Decorative Glass Options



Sutherland
Colour - Anthracite Grey
Glass - Aurora

Sutherland
An offset glazed variation of the Rutland door.



Aurora



Etched Square



Horizon



Linear



Linosa



Masterline



Matrix



New Orleans



Numbers
additional
designs
available



Reflections



Rutland
Colour - Blue
Glass - New Orleans

These doors are available with or without grooves

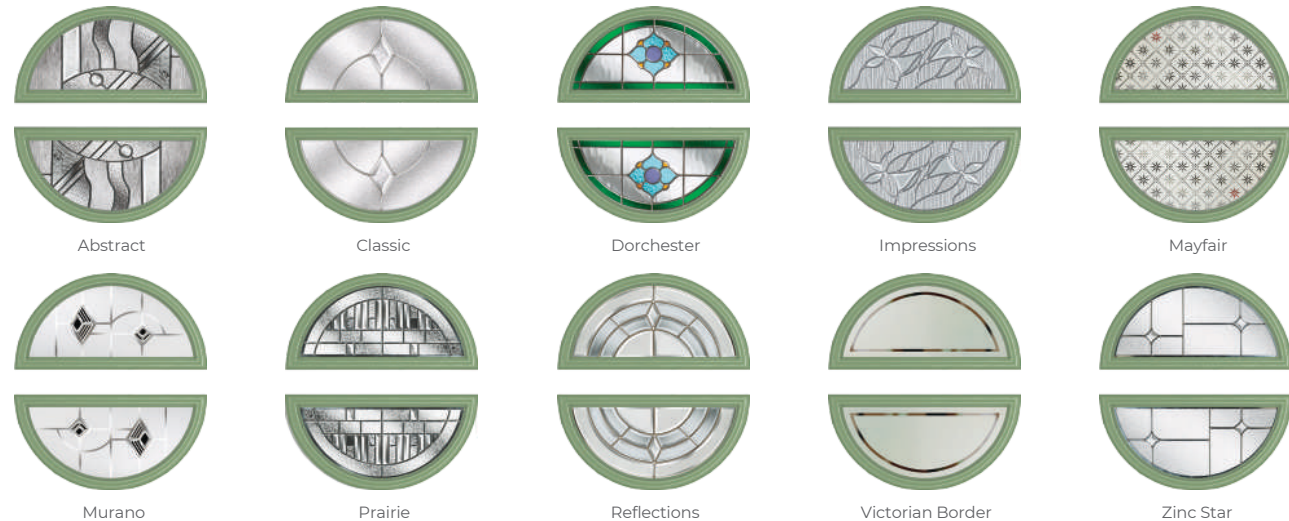
The All Rounder

10 Decorative Glass Options


The Kent door really is unique with its glazing design almost going full circle. This style looks equally good with one of the comprehensive glass designs as it does with simple satin glass.



Kent
Colour - Chartwell Green
Glass - Classic



This door is available with or without grooves



Visual Variety

6 Decorative Glass Options

The six decorative glass options available on the Hamilton door gives a variety of style effects from retro and heritage to a more modern look.



Aurora



Bullseye



Greenwich



Kensington



Masterline



Sticks



Hamilton
Colour - French Grey
Glass - Greenwich

This door is available with or without grooves

Distinguished Design

15 Decorative Glass Options

Offering one of the largest ranges of decorative glazing options, you can distinguish the design of your Westminster door to suit your property.



Westminster
Colour - Black
Glass - Victorian Border



Beaumont Classic Diamond Cut Elegance Kensington Linear Mayfair Modena



Murano New Orleans Prairie Reflections Simplicity Victorian Border Zinc Star

Magnificent Duos

15 Decorative Glass Options

The Wellington utilises two glazing panels for double visual impact. Combined with a large range of decorative glass options, the Wellington can be adapted to suit almost every style.



Wellington
Colour - Blue
Glass - Mayfair

This door is available with or without grooves

Great Lengths

12 Decorative Glass Options


We've gone to great lengths to offer this contemporary style door featuring full length glazing which works well when paired with both art deco and modern styles.



Bedford
Colour - Anthracite Grey
Glass - Horizon



Aurora Beaumont Greenwich Horizon Kensington Linear Matrix Mayfair Murano Reflections Simplicity Victorian Border





Winslow
Colour - Black

Norfolk
Colour - Chartwell Green


Gloucester
Colour - French Grey

Aston
Colour - Blue

Middleton
Colour - Agate Grey

Whitmore
Colour - Red

Cambridge
Colour - Duck Egg Blue




French Doors

Double up the impact with our new French door range!
For wider entrances, this style makes the perfect statement.
Available in all our composite door styles, with all the usual design options.



Stable Doors

Opt for a more traditional look with our new stable door range.
This unique style makes a great multi-functional entrance door.
Choose from a wide selection of our composite doors for a stunning farmhouse style split door.



Arched Frames

Complete the beauty of an arched frame with a composite door insert for a classic focal point to the front of your home. Our arched frames are perfect for original brickwork arches. Available in any of our composite door styles.



Side Panels

Glazed side panels or matched side panels make great impacts to your homes entrance. Matched side panels are available in over 15 door styles, and matched to your specification.

Glazed side panels are available in a large variety of glass styles.



Our standard range of high-quality handles, escutcheons and letterplates are taken from Fab & Fix's Balmoral and Architectural ranges, perfectly crafted to be functional, safe and look great.

Standard Range

Available Colours

Chrome White Bronze Graphite Gold Black Antique Black

Letterplate

Door Restrictor

Chrome Gold Graphite

Handles

Balmoral Architectural

Not available in White, Black or Antique Black

Escutcheons

Oval Escutcheon Pull Escutcheon Pull/Pull Escutcheon

Knockers

Horse Tail Contemporary Urn with Viewer Urn

Hinges

The Heritage range has also been traditionally styled. The Balmoral range has a classic look, while the Architectural range is modern and contemporary by design. All handles have been designed to be ergonomic and sturdy and fully suited for the perfect finishing touch to your door.

Traditional Range

Handles

Monkey Tail Noble Regal

Knockers

Handmade Spire Bullring Traditional Knob

Bullring & Traditional knob also available in: Chrome Gold Antique Black Graphite

Letterplate

Architectural Letterplate

Also available in: Chrome Gold Antique Black Graphite

38



BLU

Marine Grade Stainless Steel

Our Coastal range of handle, knocker and letterplate upgrades have been designed for enhanced performance and durability and are arguably the best quality on the market.

The BLU range of suited hardware is made from 316 marine grade stainless steel, compared to the industry-standard of 304, giving it the best long-term resistance to corrosion in coastal locations, supported by a 'best in class' lifetime guarantee.



COASTAL

Shaping the future.

FRAMES, THRESHOLD & MORE



Frame Colours



Outer Frame Options



InvisiEdge Colours

Our technically advanced InvisiEdge system gives a seamless colour edge to the door faces maintaining perfect aesthetics whilst ensuring up to 100% moisture resistance.

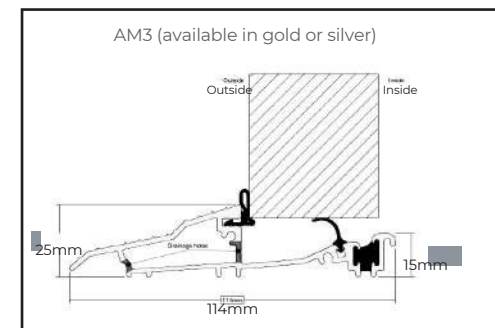
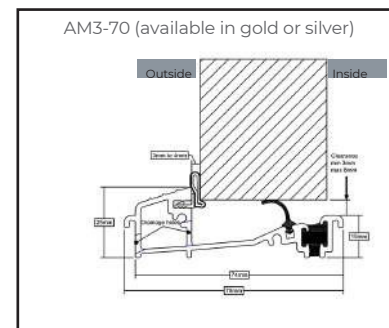
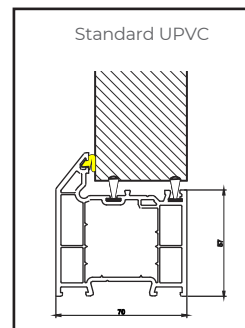
White InvisiEdge comes as standard. We utilise brown or caramel to compliment Rosewood, Oak and Irish Oak. Grey InvisiEdge compliments Anthracite Grey, Schwarzbraun and Black doors.

40



Thresholds

Our three threshold choices include standard uPVC or two aluminium options.



Complementary Backing Glass



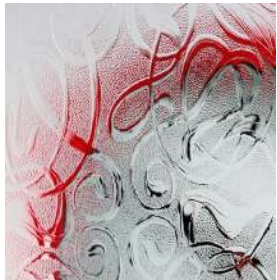
Cotswold



Satin



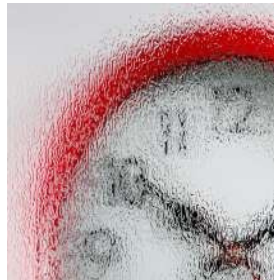
Minster



Everglade



Stippolyte



Contora



Autumn

Door Colours



White




Foiled White




Cream



Agate Grey



French Grey




Anthracite Grey



Chartwell Green



Green



Duck Egg Blue




Blue




Red



Black



Irish Oak



Golden Oak



Rosewood



Schwarzbraun



We've partnered with UK security experts to bring their expertise in product design, manufacturing and testing to produce a composite door with optimal security and performance.

Each door also comes fitted with the very latest in auto-fire multi-point lock engineering. This multi deadbolt auto-fire lock has been rigorously tested to over 50,000 cycles and is fully compliant to PAS-24 security standards. The mechanism automatically engages when the door is closed, with no need to lift the handle, for optimal security and to minimise movement.

Standard Auto-Fire Lock

An automatic multi-point locking system featuring a four self-locking deadbolt latch to provide additional security.

Lock Positioning



Heritage Auto-Fire Lock

The aesthetics of a traditional rim latch positioning, but incorporates the latest high security auto-fire technology.



£2000

HOME OWNER GUARANTEE

THAT MEANS IF AN INTRUDER BREAKS INTO YOUR HOME AS A RESULT OF SNAPPING THE CYLINDER, ABS WILL PAY £2000



Composite Door Measuring Guide

When ordering your new composite doors, the width and height measurements will need to be confirmed. Below we have detailed a simple measuring guide for you to follow.

If you need any help in checking the door dimensions for your order, our team are happy to help. For peace of mind when ordering if you are unsure about the measurement details, we recommend you consult a professional door installer.

These measuring guides are provided in good faith. Prime Aluminium accept no responsibility for any errors arising from the measuring and ordering of products.

How to Measure for Composite Doors

The measurements for height and width must be taken from the outside. You need to measure against the brickwork opening. Do not include the old door frame or current door.

For the height and width, you should measure from brick to brick in at least three different points. If all three measurements are not the same, use the smallest of the three when placing your order. The final dimensions need to have 10mm deducted from them to enable a smooth fit. Once the new door is in place, packers and silicone are used to fill any gaps and to secure the frame.

Composite Doors Measuring Guide Check List

- Measure from the outside in at least three different places for both height and width
 - Note down dimensions as metric (mm)
 - Select the smallest measurement for height and width
- Deduct 10mm off both the height and width final measurement for fitting allowance
- Ensure measurements include the frame, cill and any other extensions required
- Check your measurements at least twice making sure the frame size is smaller than the brickwork opening
 - Do not measure the existing frame or door